

Getting that kissable look:

Again start with a concealer.

Next choose a sheer lipstick or gloss that lets your natural colour show through. Apply directly. Blend into lips and along your lipline with fingertip.

Next blot by lightly kissing the back of your hand. This gets rid of excess and reduces sheen.

Then smack your lips together one last time to even out the colour. Voila, kissable lips - your own natural colour with a bit of a kick.

Types of lip products

Stain Try a stain for that subtle look. It's kind of like the stain you get from sucking a red popsicle. Layer lip balm over it if you want shine.

Matte Long lasting colour is a matte finish but it can also be drying on your lips. Go for a semi-matte. Just remember the creamier it is, the more it rubs off on the one you kiss.

Shimmer Perfect for the evening look.

Gloss Great for layering over lipstick or wear alone just to make your lips look fuller. Great for nights of passion as lip gloss will come off but wont leave stains on him.

Pencil This is the best way to keep colour within the lines, reducing the feathering look. For the most natural appeal, apply after colouring, then blend.

Lip plumping creams

There are now plenty of these on the market. They work by increasing the blood flow to the region and also give you the nude look of lip gloss unless you choose to also use lipstick.

Plumped lips can burn or tingle and they do take on a flush however I'm told lip plumping gels and creams work well, if you don't mind the idea of applying magic goo.


Lip plumping devices

Luscious Lips is the latest and greatest alternative to gooey creams and collagen implants. With no chemicals or invasive procedures, you can make your lips grow plumper simply by applying suction.

Like eyelash curlers, though, it needs to be used as needed however results improve over time. The Luscious Lips device is affordable (look for it on the net) and easy to use, though you may resemble a duck while using it.

Be warned though, use it in private as laughing renders it useless.

It lends a whole new slant to the term sucking face, doesn't you think? But you do get poutier lips without the expense of collagen implants or using nasty chemicals.



Cheree Glolti from Bellanova perfects model Rachel Moody's lips photo: evan morgan em367083

Savvy product tests



Collagen Effect Full Volume Liquid Lipcolour: This lipstick from Rimmel is one of the new breed of lip glosses that use sensory stimulating ingredients that tingle on application, giving a feeling of fullness.

Whether that feeling actually translates into a poutier pout I'm not sure, but the stimulation is said to boost microcirculation, which helps collagen synthesis and increases the lips' capacity to hold moisture. The high-shine lip colour (with a precision brush applicator) has a lovely finish — the high gloss emphasising the pout you have — and feels smooth and moisturising on the lips. Because you're more aware of your lips they certainly feel more prominent — christy vena.

Luscious Lips lip plumper:

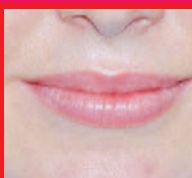
Almost a fashion accessory, fuller, more luscious lips look more sensual, more kissable, more desirable. Every girl wants them. Every fella wants to kiss them.

Luscious Lips is a small hand-held device (for under \$100) that uses suction to increase lip size quickly and easily.

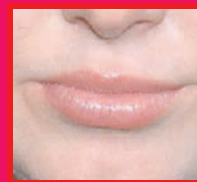
The result is a perfectly natural looking plump pout that stays that way for hours. We gave Luscious Lips to

Megan Mazlin who loved it. After two weeks of use, she was keen to keep Luscious Lips in her handbag because it really worked. "Ok I was a little sceptical at first, but it actually works," she said. "I have always thought having luscious lips would change the appearance of my face and I have to agree. The focus totally went from my eyes to my smile and my lips." "At first when I saw the contraption I was thinking what did I get myself in for? However the process was extremely simple and you can use it as much it as little as you like." "The effects are immediate. The more you do it the better the results."

For further information you can e-mail: info@vortexhealth.co.uk or log on to www.lusciouslips.ukhq.co.uk



Before



After Luscious Lips



Lip Enhancer Contour Cream:


I'll swear by the Dr LeWinn's Private Formula Lip Enhancer Contour Cream. At first I thought it was just conditioning the skin, but I've been using it every day and my mouth is definitely in better shape. In fact, at one stage I overused it about five or six times a day and ended up with an Angelina Jolie beestung effect. A bit overboard, although my partner loved it. I've been a bit more restrained since then - karla pincott



Jana Peterson em367142



Victoria Fenton em367165



Rachel Moody em367160



Rebecca Hobbs em367169



Bianca Haigh em367114

Lifestyle exposé

At last weekend's Lifestyle Expo some of Townsville's most popular models took to the catwalk - seen here in hats and fascinators by Two Mad Hatters and lingerie by Shona's Lingerie

